

Drugs

Question Paper 2

Level	IGCSE
Subject	Biology
Exam Board	CIE
Topic	Drugs
Paper Type	(Extended) Theory Paper
Booklet	Question Paper 2

Time Allowed: 40 minutes

Score: /33

Percentage: /100

CHEMISTRY ONLINE
— TUITION —

- 1 The fungus, *Trichophyton violaceum*, reproduces asexually by releasing spores.

A single spore was placed in the centre of a Petri dish containing an agar medium with starch and protein.

Fig. 1.1 shows the fungus that grew from the spore.

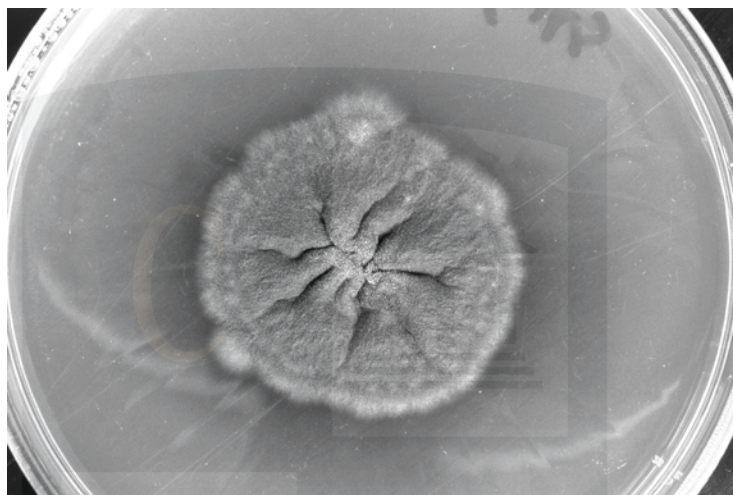


Fig. 1.1

- (a) State the name given to

- (i) the body of the fungus that grows from a single spore

..... [1]

- (ii) the thin threads that make up the body of the fungus.

..... [1]

- (b) Describe how a fungus, such as *T. violaceum*, obtains nutrients from the agar medium.

.....
.....
.....
.....
.....
.....
.....
.....
..... [4]

Streptomyces, a soil bacterium, is a major source of antibiotics that are produced by pharmaceutical companies. An antibiotic sensitivity test can be carried out to help doctors decide which antibiotic should be used to treat a specific disease, such as gonorrhoea.

Gonorrhoea bacteria isolated from a person are grown on an agar medium. A ring with eight different antibiotics (**1** to **8**) is placed on the agar medium and left for 24 hours at 35 °C.

Fig. 1.2 shows the growth of bacteria on the agar medium after 24 hours.

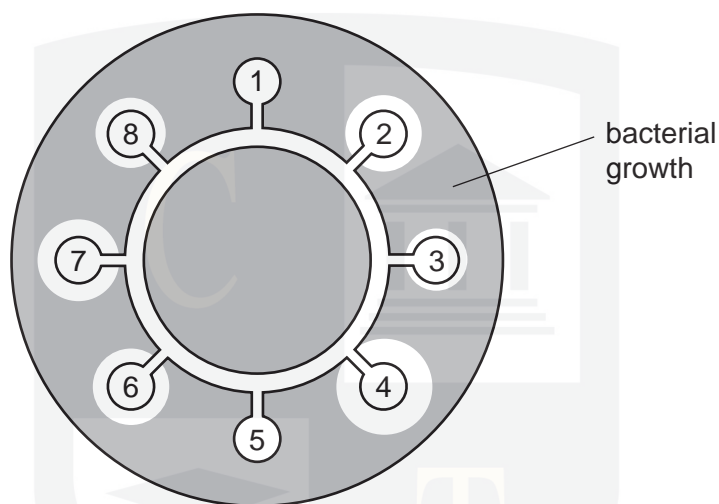


Fig. 1.2

(c) (i) Suggest why there is a clear area around some of the antibiotics.

.....

.....

.....

CHEMISTRY ONLINE

[2]

(ii) Explain why antibiotics **1** and **5** would **not** be chosen to treat the gonorrhoea infection.

.....

.....

.....

.....

.....

[2]

- (iii) People who take antibiotics should always be told to complete the treatment rather than stop taking the antibiotics when they feel better.

Suggest why people are given this advice.

.....

.....

.....

.....

..... [2]

[Total: 12]



- 2 When bacteria are spread onto agar in a Petri dish they form colonies. Each colony forms from one bacterium. Fig. 4.1 shows an investigation into antibiotic resistance in a species of bacterium that causes disease.

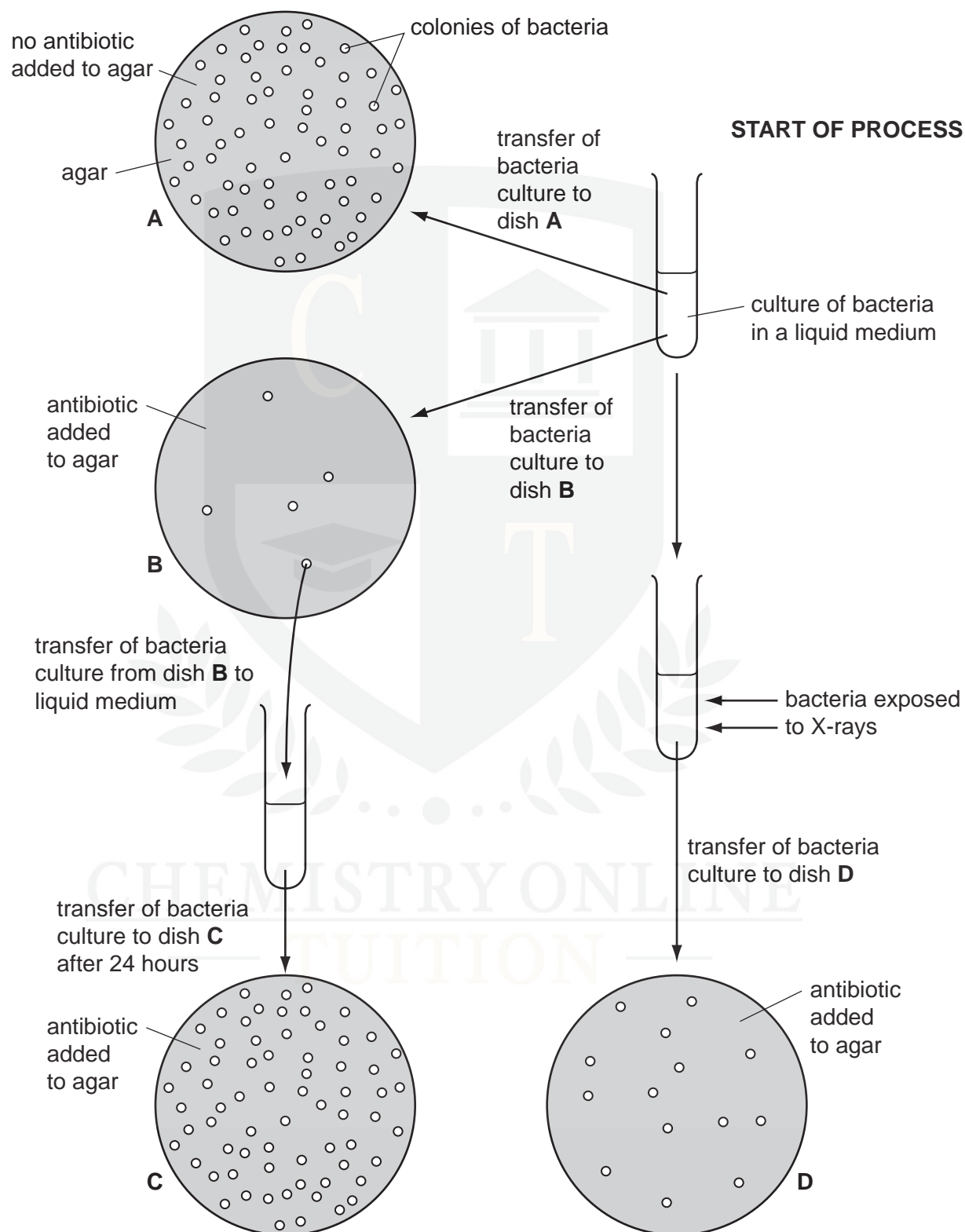


Fig. 4.1

(a) Explain what is meant by the term *antibiotic*.

.....

.....

.....

..... [2]

(b) Explain why

(i) only a few bacteria grew in dish **B** compared with dish **A**,

.....

..... [1]

(ii) more bacteria grew in **C** than in **B**.

.....

..... [1]

(c) Fig. 4.1 shows the effect of an antibiotic on a species of disease-causing bacterium.
Suggest why antibiotics should not be used too often.

.....

.....

.....

..... [2]

(d) Explain the possible effect of the X-rays on the bacteria.

.....

.....

.....

.....

.....

..... [3]

(e) State two ways in which the **structure** of a bacterium differs from the **structure** of a virus.

1.

2. [2]

(f) Human Immunodeficiency Virus (HIV) infects cells of the immune system.

Describe the effects of HIV on the immune system.

.....
.....
.....
.....
.....
.....
.....
..... [4]

[Total: 15]

CHEMISTRY ONLINE
— TUITION —

Antibiotics are used to treat bacterial infections. An investigation was carried out into the effect of prescribing antibiotics on antibiotic resistance in 20 countries. Fig. 4.3 shows the results of this investigation. Each point represents the result for a country.

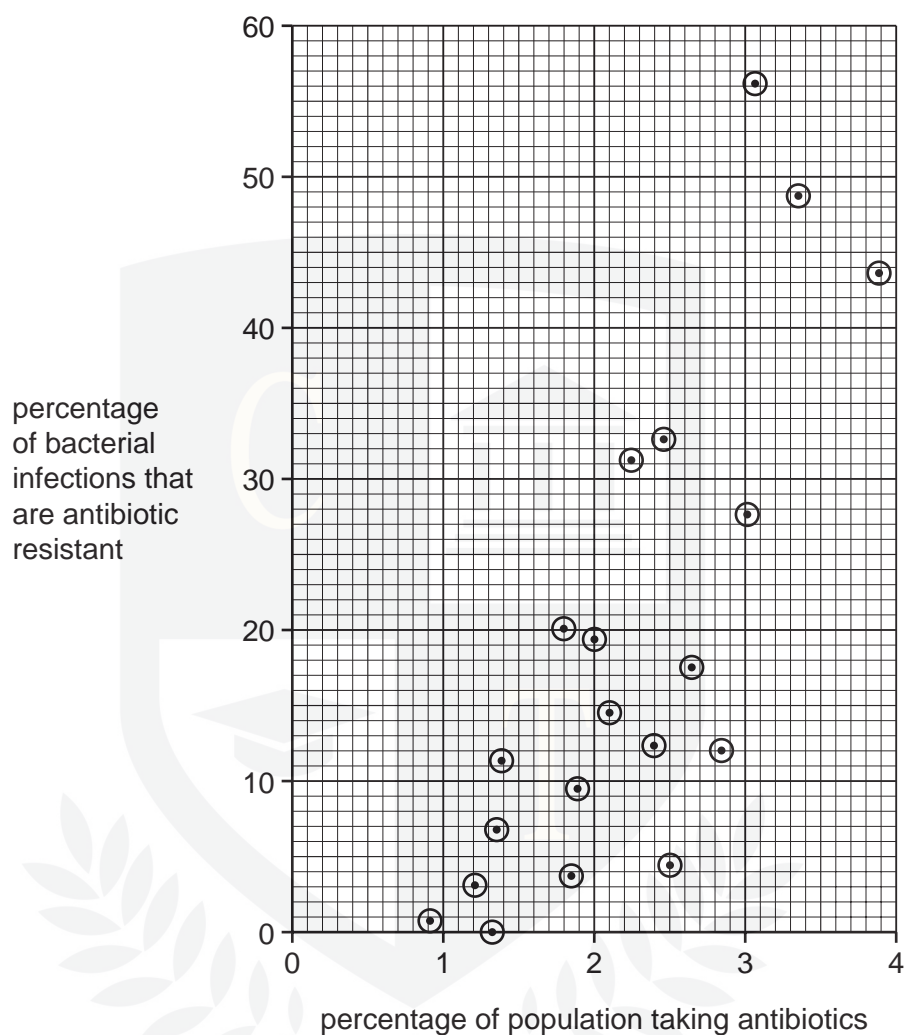


Fig. 4.3

- (a) Describe the results shown in Fig. 4.3. Credit will be given for using figures from Fig. 4.3 to support your answer.

.....

.....

.....

.....

.....

.....

.....

[3]

(b) Many different antibiotics are used.

Suggest why some antibiotics are used less frequently than others.

.....

.....

.....

.....

.....

.....

.....

..... [3]

[Total: 6]

